


WATER and ME



Dear Teacher/Parent

This activity book is published by the National Association of Conservation Districts and was developed by a group of employees from the Southwest Minnesota Area V Association of Soil and Water Conservation Districts. They sensed a critical need for conservation activities for elementary students from kindergarten through second grade. The ideas involved are not beyond the grasp of children in this age group. Starting with these basic thoughts at an early age will create in children an appreciation for natural resources and an ethical background which may be applied when exploring environmental concerns.

To make this booklet more useful, conservation concepts, learning skills and extended activities are listed below for each page.

Water Is Used In Many Ways

- Page 1 **SKILLS:** categorization/classification, language development, concept formation
ACTIVITY: Create a picture "diary" of all the ways you use water in one day.
- Page 3 **SKILLS:** categorization/classification and perceptual motor
ACTIVITY: Draw one way a bird uses water.
- Page 10 **SKILLS:** written language - reading/spelling and comprehension
ACTIVITY: Read a poem from the library about water.
- Page 12 **SKILLS:** application and visual motor
ACTIVITY: Experiment - Plant seeds in two separate cups of moist soil. What happens if one is watered and the other is not?
- Outside Cover **SKILLS:** visual motor
ACTIVITY: Visit a fire station. Talk about how firemen use water.

Everything Needs Water

- Page 2 **SKILLS:** perceptual motor
ACTIVITY: Try growing plants in water and other liquids like soda pop or dish water.
- Page 9 **SKILLS:** perceptual motor and comprehension
ACTIVITY: Give a plant a drink.
- Page 11 **SKILLS:** visual perception
ACTIVITY: Play leapfrog in celebration of clean water.

People Pollute Water

- Page 4 **SKILLS:** comprehension
ACTIVITY: Visit a lake or stream. Count the number of things that don't belong there as you pick them up. Dispose of them properly.

Water Has Many Forms

- Page 5 **SKILLS:** written language - reading/spelling
ACTIVITY: Experiment - With help, place 2 ice cubes in a saucepan and boil on stove or hotplate. Hold a mirror over the heating water. What happens? How many forms do you see? Where else might you see this at home? (example, bathroom shower)

The Water Cycle


- Pages 6 & 7 **SKILLS:** concept formation and knowledge (thinking)
ACTIVITY: Keep a calendar for a week, recording the weather for each day.
- Page 8 **SKILLS:** perceptual motor, alphabetical and numerical order
ACTIVITY: Look at a rain gauge. Would it collect the same amount of rain under a tree as in the middle of a parking lot? Why?

Circle the ones who are using water.

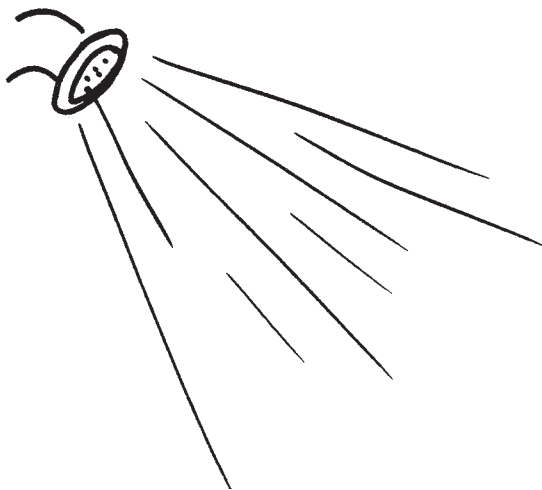




Water is used in many ways.


Help the fish find its way to
a clean home.



Draw a line between the things that go together.



Some things don't belong in a lake.
Draw an X through them.




People pollute water.

Water has many forms.




--	--	--	--	--



--	--	--	--	--

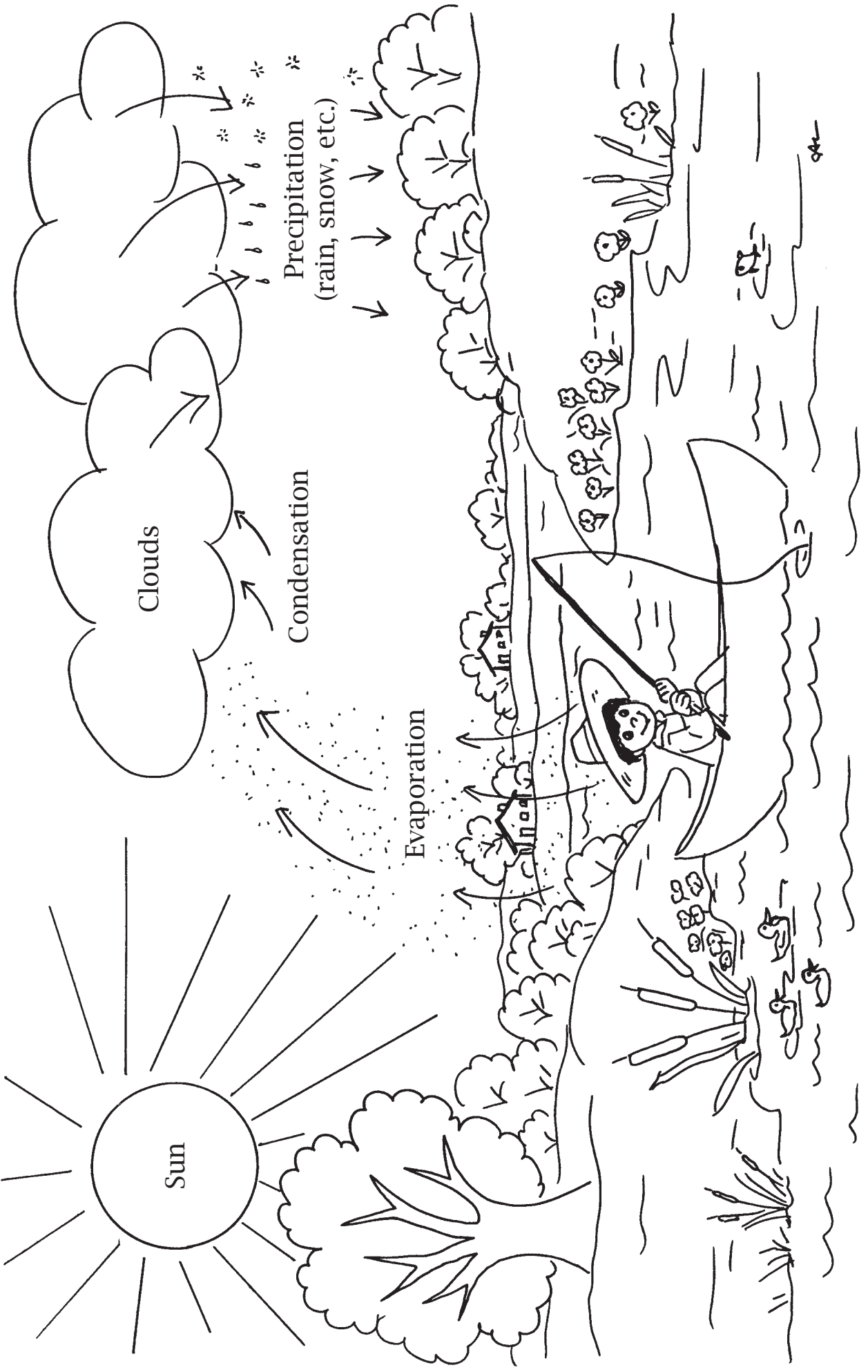


--	--	--	--	--



--	--	--	--	--

Word Bank	rain	snow	ice
	lake	cloud	




Connect the dots.







Rain is part of the water cycle.

Who drinks water from a glass?



Everything needs water.

Fill in the spaces to complete the crossword puzzle.



Word Bank

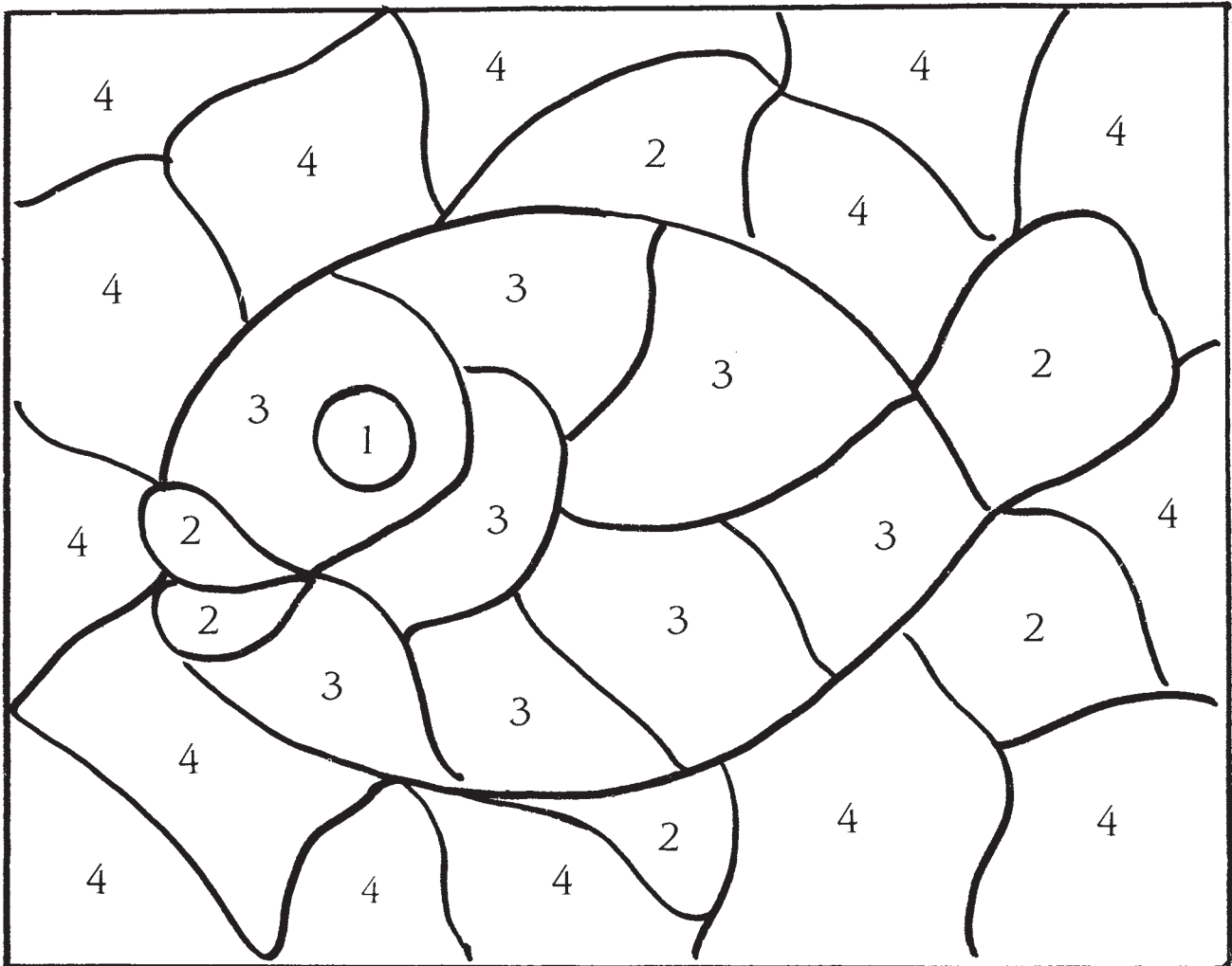
swim
bird
kids
drink

Draw yourself using water.

Water is used in many ways.

Color by number to see who is hiding here.


1. black 2. orange 3. yellow 4. blue



Everything needs clean water.




We need water to drink
because our bodies
need water.



We need water to make
crops grow so we have
food to eat.

Water is used for lots of other things.
Draw a picture showing a way that you use water.



Water is used in many ways.

INSTRUCTIONS FOR MOBILE ON FRONT AND BACK COVER

Color pictures on front and back of booklet.

Cut out shapes.

Shapes may be glued to colored construction paper and cut to desired shape so the back looks nice, also.

Punch holes where indicated by black dots.

Using various lengths of yarn, connect droplet shapes to rain cloud.

To hang the mobile, attach a piece of yarn to the top of the rain cloud.

Your local Soil and Water Conservation District would be happy to assist you with additional information about protecting and conserving our water resources.

This booklet was prepared by the Education Committee of the Southwest Minnesota Association of Soil and Water Conservation District Employees. Artwork was prepared by Sister Anna Louise Wilson, SSND. Jacklyn Ekstrand Enke served as education consultant.

**Printed and distributed by:
California Department of Water Resources
1416 9th Street
Sacramento, CA 95814
(916) 653-1097**

Water is used
in many
ways.

